



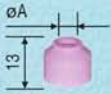
ARGON ARC NOZZLES

SAP TORCHES

TORCH MODEL

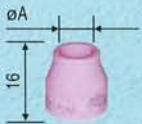
PT48 ; GC75 ; 90 ; 100 ; 190 ; 191
WC150 ; 180 ; 210 ; 220 ; 390 ; 391

ARGON ARC NOZZLE SHORT



ØA	PART NO.
6	WG1230613
8	WG1230813
10	WG1231013

ARGON ARC NOZZLE



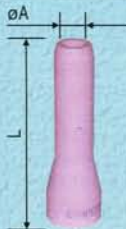
ØA	PART NO.
6	WG1230616
8	WG1230816
10	WG1231016

ARGON ARC NOZZLE



ØA	L	PART NO.
6	25	WG1230625
8	18	WG1230818
10	25	WG1231025

ARGON ARC NOZZLE LONG



ØA	L	PART NO.
4	50	WG1230450
6	50	WG1230650
6	80	WG1230680

LENS NOZZLE



ØA	PART NO.
6	WG1260630
8	WG1260830
10	WG1261030
12	WG1261230
15	WG1261530

CERAMIC STUD



STUD 50



STUD 65

TORCH MODEL

GC160 ; 175 ; 200 ; 225 ; 20
WC300 ; 350 ; 400 ; 410 ; 40

ARGON ARC NOZZLE



ØA	PART NO.
6	WG2410630
8	WG2410830
10	WG2411030
12	WG2411230
15	WG2411530

ARGON ARC NOZZLE



ØA	PART NO.
6	WG2410640
10	WG2411040
12	WG2411240
15	WG2411540

ARGON ARC NOZZLE




ØA	L	PART NO.
4	60	WG2410460
6	50	WG2410650
8	50	WG2410850
10	50	WG2411050

ARGON ARC NOZZLE LONG



ØA	PART NO.
6	WG2410670
8	WG2410870
10	WG2411070

ARGON ARC NOZZLE LONG



ØA	PART NO.
4	WG2410490
6	WG2410690
8	WG2410890
10	WG2411090

LENS NOZZLE



ØA	PART NO.
6	WG2460635
8	WG2460835
10	WG2461035
12	WG2461235
15	WG2461535

LENS NOZZLE LONG



ØA	L	PART NO.
6	58	WG2460658
8	70	WG2460870
10	70	WG2461070
12	70	WG2461270
15	70	WG2461570

TORCH MODEL GC100 ; 20 ; 200 WC210 ; 40 ; 400

LARGE DIA LENS NOZZLE



ØA	PART NO.
10	WG2461040
13	WG2461340
16	WG2461640
19	WG2461940
24	WG2462440

LARGE DIA LENS NOZZLE WITH GAS HOLE



ØA	PART NO.
19.0	WG2461940-H

TORCH MODEL GC280 ; GC300 ; WC550 ; WC600

ARGON ARC NOZZLE



ØA	PART NO.
6	WG3620650
8	WG3620850
10	WG3621050
13	WG3621350
16	WG3621650
20	WG3622050

ARGON ARC NOZZLE



ØA	PART NO.
10.0	WG3621056
13.0	WG3621356

Distributed by :



OTHER SIZE / TYPE ON REQUEST

Ø A = BORE
B = GLOBAL SIZE
L = LENGTH

FOR A GENUINE "SAP" PRODUCT LOOK FOR HOLOGRAM